



VEHICLE OVERVIEW

MARTIN JOSE DEL CASTILLO S.

MARCH 2, 2019

MX 660 MODEL VACUUM TRUCK

A low maintenance vehicle that keeps things clean.

As a vacuum truck, the MX-660 is hard to beat: It has a long deck with a 500-gallon vacuum tank, a 48V-10HP @ 2400 RPM electric vacuum pump motor with 20 in.Hg continuous / 27 in.Hg intermittent vacuum performance, top-and-rear clean-out doors and much more. With our option packages, it quickly becomes a potable water tank or high-pressure washing tank carrier. In fact, with its unlimited configurations, this zero-emission vehicle can adapt to virtually any application.



Custom Vehicles, Utility Vehicles

Other Models :

PASSENGERS
2

LOAD CAPACITY
3,000 lbs

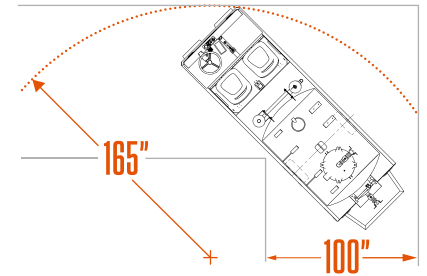
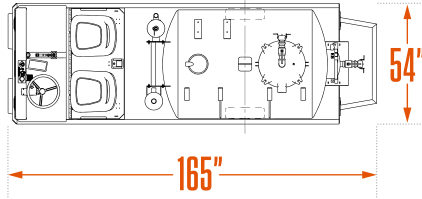
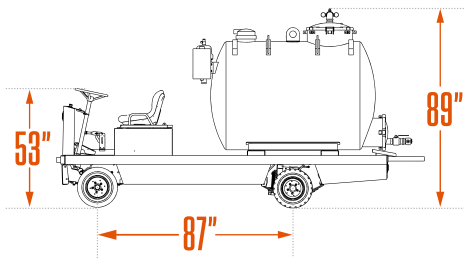
TOWING CAPACITY
6,000 lbs

SPEED MPH
7 mph

TURNING RADIUS
150"

FEATURES

- Built-to-last all-steel unibody construction
- Heavy-duty powder paint & protection
- Smooth-ride wheels in multiple models and options
- Heavy-duty braking power
- Inboard / portable high frequency PFC battery charger*



Dimensions

VEHICLE

Height	55"	1,397 mm
Length	n/a	n/a
Width	54"	1,372 mm
Wheel Base	79"	2,007 mm
Ground Clearance	n/a	n/a

DECK

Height	22"	559 mm
Width	54"	1,372 mm
Length	76"	1,930 mm

UNIT WEIGHT

With Batteries	n/a	n/a
Without Batteries	n/a	n/a

BATTERIES

Height	20"	508 mm
Length	22,5	22,5
Width	24,8	24,8
Weight - Min	n/a	n/a
Weight - Max	n/a	n/a

Performances

VEHICLE

Passengers	2	
Load Capacity	3,000 lbs	1,361 kg
Tow Capacity	6,000 lbs	2,722 kg
Drawbar Pull - Normal	n/a	n/a
Drawbar Pull - Ultimate	n/a	n/a
Speed MPH	7 mph	11 km/h
Turning Radius	150"	3,810 mm

Vehicle shown may have optional accessories and is provided for illustrative purposes only.
Specifications and standard equipment are subject to change without notice.

Specifications

POWERTRAIN

Motor	15 hp
Controller	Electronic solid state
Drive Axle	Automotive differential
Brakes	Hydraulic disc brakes on front & rear
Wheels	Solid rubber wheels
Transmission	Goodyear Synchronous Drive
Suspension	Front and rear leaf springs
Starter	n/a
Clutch	n/a
Engine	n/a

ENERGY

Voltage	48 Volt
Battery	Not included
Charger	Not included
Alternator	n/a
Fuel	n/a

CHASSIS

Body	n/a
Color	Security orange or federal yellow
Lights	LED dual headlights & tail/brake lights

OPERATOR COMPARTMENT

Steering	Automotive steering wheel
Seats	Two bucket seats on slide adjusters
Indicators	Digital battery indicator with hour meter
Safety	Deadman seat switch, reverse alarm, horn
Accessories	Deadman seat switch, reverse alarm, digital battery indicator, hour meter, 48V/12VDC converter, horn

Standards

n/a



Martin Jose Del Castillo S.
President

+52 662 210-7808 #104
mj.delcastillo@mmh.com.mx

Mex Material Handling
Los Mayos 13, Parque Industrial
Hermosillo (Sonora)
83299
Mexico



www.motrec.com