



VEHICLE OVERVIEW

MARTIN JOSE DEL CASTILLO S.
FEBRUARY 23, 2019

MT 350 MODEL 48V

Precise hitching just got easier.

We've redesigned our hardworking tow tractor to make precision hitching safer and easier than ever – even when working with multiple trailers. Sure, the MT-350 is still a rugged, low-to-the-ground AC-powered vehicle boasting up to 16,000-lb towing capacity and our signature recessed dual headlights. But now it also has a central driving position that puts the rear hitch and all driver controls within easy sight and reach. Other new standard features? Dust- and water-proof electrical components, vastly upgraded differential and steering, leaf springs rear suspension, and more. Popular options include a light bar with all vehicle LED lights, front/back bright blue vehicle-approaching lights, full wrap-around protection bumper, and an extra-robust unhooking lever.



Tow Tractors

Other Models : 36V, 48V HD

 PASSENGERS
1

 LOAD CAPACITY
500 lbs

 TOWING CAPACITY
16,000 lbs

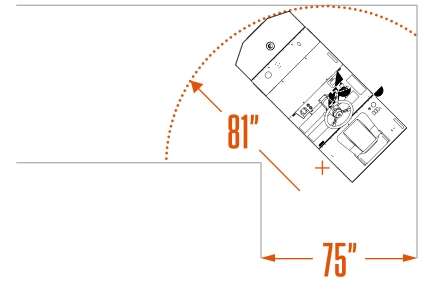
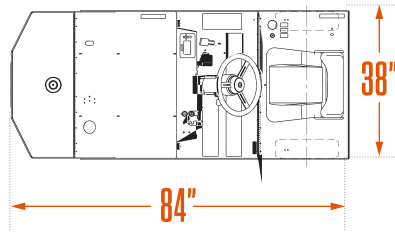
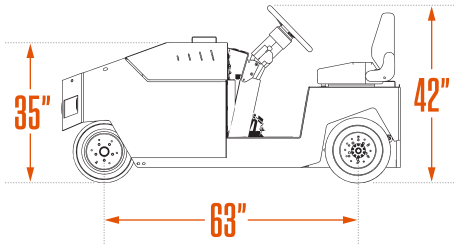
 SPEED MPH
8 mph

 TURNING RADIUS
81"



FEATURES

- High-efficiency asynchronous AC / Direct Drive motor
- Robust long-life industrial batteries
- AC controller with sealed connectors paired with multifunction display
- Versatile, heavy-duty hitches
- Heavy-duty powder paint & protection



Dimensions

VEHICLE

Height	42"	1,067 mm
Length	84"	2,134 mm
Width	38"	965 mm
Wheel Base	63"	1,600 mm
Ground Clearance	4"	102 mm

DECK

Height	n/a	n/a
Width	n/a	n/a
Length	n/a	n/a

UNIT WEIGHT

With Batteries	n/a	n/a
Without Batteries	1,650 lbs	748 kg

BATTERIES

Height	24"	610 mm
Length	35.8"	908 mm
Width	16.8"	425 mm
Weight - Min	1,300 lbs	590 kg
Weight - Max	1,600 lbs	726 kg

Performances

VEHICLE

Passengers	1	
Load Capacity	500 lbs	227 kg
Tow Capacity	16,000 lbs	7,257 kg
Drawbar Pull - Normal	400 lbs	1,779 N
Drawbar Pull - Ultimate	1,200 lbs	5,338 N
Speed MPH	8 mph	13 km/h
Turning Radius	81"	2,057 mm

Vehicle shown may have optional accessories and is provided for illustrative purposes only.
Specifications and standard equipment are subject to change without notice.

Specifications

POWERTRAIN

Motor	15 HP brushless AC motor
Controller	Electronic AC speed controller
Drive Axle	Helical gear differential
Brakes	Rear wheel hydraulic drum brakes, regenerative braking
Wheels	Solid Tires
Transmission	Direct drive
Suspension	Leaf springs rear suspension system
Starter	n/a
Clutch	n/a
Engine	n/a

ENERGY

Voltage	48 Volt
Battery	No battery included
Charger	No charger included
Alternator	n/a
Fuel	n/a

CHASSIS

Body	All-steel unibody construction, powder coating
Color	Security orange or federal yellow
Lights	LED dual headlights & tail/brake lights

OPERATOR COMPARTMENT

Steering	Automotive steering wheel
Seats	Semi-suspension seat on slide adjusters
Indicators	Multifunction display including speedometer, battery state of charge, hour meter, odometer and fault warnings. Password-protected parameters and monitoring capability
Safety	Reverse alarm, deadman seat switch, horn, emergency stop button, anti slip griptape
Accessories	48V/12V converter for 12-volt accessories, backlit and sealed buttons

Standards

Conforms to requirements for type E, UL 583, ANSI B56.9



POPULAR OPTIONS

GET THE IDEAL VEHICLE FOR THE JOB.

With unlimited configurations, we make customization quick, easy and affordable.

Hitches

448-056 Clevis type hitch with safety spring
MT350-RELEASE01 Hand release for clevis hitch

Lights

MT350-LIGHTBAR01 Reverse, tail/brake light bar. 70" total height
MT340-STROBE01 Strobe light on light bar (requires light bar option)

Safety Features

360-026BSL02 Blue safety light on front cowl
360-023 Motion beeper
236D-025 Pole mounted strobe light, amber

Seats

224-SEAT05 Sears suspension seat, gray cloth

Steering Systems

MT340-STEERING02 Tilt and telescopic steering column (FWD/N/REV lever standard on right side)

The list above shows the most popular options for this vehicle. More options are available. To learn more about the MT - 350 - 48V options, please contact your representative. Options, specifications and standard equipment are subject to change without notice.



Martin Jose Del Castillo S.
President

+52 662 210-7808 #104
mj.delcastillo@mmh.com.mx

Mex Material Handling
Los Mayos 13, Parque Industrial
Hermosillo (Sonora)
83299
Mexico



www.motrec.com